



Volvo Construction Equipment

A25G, A30G

Volvo Articulated Haulers 25-29 t / 55,116-63,934 lb 315-355 hp



A passion for performance

At Volvo Construction Equipment, we're not just coming along for the ride. Developing products and services that raise productivity – we are confident we can lower costs and increase profits for customers around the globe. Part of the Volvo Group, we are passionate about innovative solutions to help you work smarter – not harder.

Helping you to do more

Doing more with less is a trademark of Volvo Construction Equipment. High productivity has long been married to low energy consumption, ease of use and durability. When it comes to lowering life-cycle costs, Volvo is in a class of its own.

Designed to fit your needs

There is a lot riding on creating solutions that are suited to the particular needs of different industry applications. Innovation often involves high technology – but it doesn't always have to. Some of our best ideas have been simple, based on a clear and deep understanding of our customers' working lives.



You learn a lot in 180 years

Over the years, Volvo has advanced solutions that have revolutionized the use of construction equipment. No other name speaks Safety louder than Volvo. Protecting operators, those around them and minimizing our environmental impact are traditional values that continue to shape our product design philosophy.

We're on your side

We back the Volvo brand with the best people. Volvo is truly a global enterprise, one that is on standby to support customers quickly and efficiently – wherever they are.

We have a passion for performance.

A strong, dedicated, capable dealer network

Our dealers are strategically located throughout North America to provide the equipment you need and the parts and service support you demand for a productive and profitable operation.

The strength of our dealer network is enhanced with extensive individualized product support training at our best-in-class Customer Center in Shippensburg and through hands-on training. Using a great Product Demonstration Center featuring a dedicated area for most common applications, visitors operate equipment from our entire product line under a variety of simulated working conditions. This facility is in year-round use by our dealers and customers.

Building the best starts right here.

The products designed and manufactured by Volvo Construction Equipment have their beginnings at the most advanced Research & Design centers in the industry. Volvo CE machines are designed in 11 R&D centers and produced in 15 manufacturing facilities across the world.

The major R&D center and manufacturing plant in the Americas is located in Shippensburg, Pennsylvania. This facility has been in operation for over 30 years and – with its recently added 200,000 sq. ft. expansion – now covers 570,000 sq. ft. on an 80 acre campus. Dedicated work teams and highly advanced technologies and techniques using the Volvo Production System ensure continuous quality improvements, labor savings and cost control to reach the high quality that our customers have come to expect from Volvo.





Volvo Trucks



Renault Trucks



Mack Trucks



UD Trucks



Volvo Buses



Volvo Construction Equipment



Volvo Penta



Volvo Financial Services

Pure uptime

Get continuous production with this bigger, durable and superior machine – always available and ready to work. Count on superb reliability thanks to the machine’s robust design, easy service access and outstanding Volvo dealer network. Guarantee pure uptime.

Guaranteed durability

Increase your uptime using heavy-duty front and rear frames, hitch and wet disk brakes. Volvo proven durability and the support of extensive warranty options means you never need to worry about getting the job done. Strength and durability are hallmarks of the Volvo articulated hauler.



Fifty years strong

Fifty years and fifty tonnes later, Volvo is the world’s leading manufacturer of articulated haulers. We invented the concept and have been developing and building these machines for over 50 years – it has come a long way from its original 10 tonne articulated hauler. With proven success over the years, the machines include innovative technology and the renowned Volvo engine.



Service access

With industry-leading access, servicing your machine is quick and easy. The front grill swings down, opening a service platform with anti-slip steps. The electric hood opens to 90 degrees, allowing full and safe access to the engine compartment.



Volvo dealer network

The exclusive Volvo dealer network is there to support you whenever you need it. Volvo offers a number of services, local knowledge and global experience, including telematics machine monitoring – CareTrack™ and MATRIS™ – as well as superb parts availability.





UPTIME

Get ready to work with the all new A25G/A30G. Designed for heavy hauling in severe off-road operation, the machine's long service life, quality, reliability and durability is everything you expect from a Volvo. Hauling is easier and more efficient.



FUEL EFFICIENCY GUARANTEED

The new A25G, A30G has guaranteed fuel efficiency, providing up to 10% more efficiency. The Volvo engine's lower idle speed delivers an additional fuel saving for the most efficient machine.

Incredible efficiency

Improve your efficiency and move more for less. Excellent fuel efficiency, innovative technology and useful operational data tools help to control your maintenance costs and maximize your investment.

Move more for less

The machine is optimized for efficiency featuring higher payload capabilities. Its smart design allows for more capacity while reducing fuel consumption so you can move more for less.



Operational data

Receive valuable data to improve onsite efficiency and save costs. With intelligent systems from Volvo such as MATRIS™, CareTrack™ and the On Board Weighing system, you will optimize your production and minimise your operational costs.



Control your maintenance costs

The range of Customer Support Agreements offer preventive maintenance, total repairs and a number of uptime services. Volvo uses the latest technology to monitor machine operation and status, giving you advice to increase your profitability. By having a Customer Support Agreement you are in control of your service costs.



Volvo dynamic drive

Dynamic and predictive gear selection adapts to operating conditions, for improved comfort and fuel efficiency.



Hit the targets

Hit your targets with the A25G, A30G. This machine features 100% off-road performance, proven Volvo technology and increased payload – contributing to sustainable operations, year after year.

Versatility

The A25G, A30G articulated hauler provides outstanding versatility so you can work in all seasons, terrains and applications for maximum utilization. With body building solutions and different chassis options you can tailor the machine to your jobsite.



The best articulated hauler

The A25G, A30G machine delivers unbeatable off-road performance in its class with features including matched Volvo drivetrain, Automatic Traction Control including 100% differential locks, all-terrain bogie, hydro-mechanical steering.



The right speed for the job

Ensure the right speed for your job using the retarders, Volvo Engine Brake and new Downhill Cruise Control to adapt your speed for maximum productivity and safety.



Load optimization

The optional On Board Weighing System guarantees the optimal load every cycle. This maximizes production, boosts fuel efficiency and reduces machine wear in all site conditions and operations.





PRODUCTIVITY

Improve productivity and carry more in one go with increased payload.

Get ready for heavy hauling

OPERATOR'S CHOICE

Its comfortable cab and ease of operation, even in adverse conditions, makes operators choose this machine.

New dump support system

The new dump support system increases stability and control in tough environments.

Fifty years strong

Fifty years and fifty tonnes later, Volvo is the world's leading manufacturer of articulated haulers.

UPTIME

Designed for heavy hauling in severe off-road operation, its long service life, quality, reliability and durability is everything you expect from a Volvo.

New gradient controls

The new hill start and downhill cruise control features give you more control over your machine up or down steep gradients.



FUEL EFFICIENCY GUARANTEED

Powered by the world-renowned Volvo engine delivers excellent fuel efficiency without compromising on power or performance.

Service access

With industry-leading access, servicing your machine is quick and easy.

The best articulated hauler

The ground-breaking A60H is the best articulated hauler on the market and the latest innovation from Volvo.

Versatility

With body building solutions and different chassis options you can tailor the machine to your jobsite.

Volvo dynamic drive

Gear shifting adapts dynamically to operating conditions, for improved comfort and fuel efficiency.

New econometer

The new econometer helps the operator to control the machine for extra productivity and safety.

PRODUCTIVITY

Move more tonnes per hour and give a 100% in all conditions.





OPERATOR'S CHOICE

When many other machines are onsite, most operators prefer the Volvo. Its comfortable cab and ease of operation, even in adverse conditions, makes operators choose this machine.

Control in comfort

The A25G, A30G is the number one operator's choice because of its industry-leading spacious cab and comfortable work environment. Its superior comfort, control, ease of operation and safety appeals to operators, maintaining productivity all day, every day.

Total operator control

The new dump support system, hill start assist, downhill cruise control and econometer as well as load and dump brake, help the operator control the machine for extra productivity and safety in all conditions.



Ease of operation

The ergonomic, comfortable controls are easy to understand and suit all operators, combined with automatic functions for increased ease of operation.



Operator comfort

Feel comfortable and spend more time in the A25G/A30G. The centrally positioned operator, superior steering, excellent suspension, low noise levels, climate control, space and visibility, reduce operator fatigue for more effective operations.



Safety

A number of safety features such as superior visibility and efficient lighting help to keep the operator and people working around the machine safe in the most demanding working environments – whether it's the operator, trainers, mechanics or site workers.



Volvo A25G, A30G in detail

Engine

V-ACT, 11 liter, 6-cylinder in line turbocharged diesel engine with 4 valves per cylinder, overhead camshaft and electronically controlled unit injectors. It has wet replaceable cylinder liners and replaceable valve guides and valve seats. The engine has light EGR (Exhaust Gas Recirculation) and exhaust after treatment with EAT-Muffler (Exhaust After treatment) including SCR (Selective Catalytic Reduction) with an electronically controlled UDS (Urea Dosing System).

A25G

Engine model	Volvo	D11L
Max power - SAE J1995 Gross	kW (hp)	235 (315)
at engine speed	r/min (r/s)	2,100 (35)
Flywheel power - ISO 9249, SAE J1349 Net	kW (hp)	234 (314)
at engine speed	r/min (r/s)	2,100 (35)
Max torque - SAE J1995 Gross	Nm (ft lbf)	1,950 (1,438)
Max torque - ISO 9249, SAE J1349 Net	Nm (ft lbf)	1,942 (1,432)
at engine speed	r/min (r/s)	1,100 (18.3)
Displacement	l (in ³)	10.8 (659)

A30G

Engine model	Volvo	D11L
Max power - SAE J1995 Gross	kW (hp)	265 (355)
at engine speed	r/min (r/s)	2,000 (33.3)
Flywheel power - ISO 9249, SAE J1349 Net	kW (hp)	264 (354)
at engine speed	r/min (r/s)	2,000 (33.3)
Max torque - SAE J1995 Gross	Nm (ft lbf)	1,950 (1,438)
Max torque - ISO 9249, SAE J1349 Net	Nm (ft lbf)	1,942 (1,432)
at engine speed	r/min (r/s)	1,200 (20)
Displacement	l (in ³)	10.8 (659)

Electrical system

All cables, sockets and pins are identified. Cables are enclosed in plastic conduits and secured to main frame. Halogen lights. Prewired for options. Connectors meet IP67 standard for water-proofing as necessary.

		A25G	A30G
Voltage	V	24	24
Battery	V	2x12	2x12
Battery capacity	Ah	2x170	2x170
Alternator	kW/A	3.396/120	3.396/120
Starter motor	kW	9	9

Drivetrain

Torque converter with built-in lock-up function.
Transmission: Fully automatic Volvo PowerTronic planetary transmission with six forward gears and two reverse gears. The transmission has the ability to skip gears for fast and accurate gear selection.
Dropbox: Volvo-developed, in-line design with high ground clearance and 100% longitudinal "dog clutch" type differential lock.
Axles: Heavy duty, purpose built Volvo design with fully floating axle shafts, planetary type hub reductions and 100% dog clutch type diff-lock.
Automatic traction control system (ATC).

		A25G	A30G
Torque converter		2.37:1	2.37:1
Transmission	Volvo	PT 2116	PT 2116
Dropbox	Volvo	IL1 ATC	IL1 ATC
Axles	Volvo	AHW56	AHW64

Suspension

Front suspension: Gas-hydraulic struts. Soft and progressive. Independent wheel movement via a 3-point mounting system.

Brake system

Fully hydraulic, wet multiple disc brakes with enclosed, forced oil-cooled multiple discs on all wheels. Two circuit brake system. Complies with ISO 3450 at total machine weight.
Circuit division: One circuit for front axle and one for bogie axles.
Parking brake: Spring-applied disc brake acting on the trailer unit propeller shaft. When the parking brake is applied, the longitudinal differential locked.
Retarder: Service brake retarder function and Volvo Engine Brake (VEB).

Steering System

Hydro-mechanical articulated steering, self compensating design. Two double-acting steering cylinders.
Steering angle: 3,4 steering wheel turns lock-to-lock, ±45°.
Steering system, including secondary steering fulfi lls ISO 5010.

Chassis			
Frames: box type, heavy duty. High strength steel, robot welded. Rotating hitch: 100% maintenance free, fully sealed, with permanently greased tapered roller bearings.			

Cab			
Mounted on rubber pads. Ergonomically designed. Easy entry and exit. Wide angle forward view. Operator centrally positioned above the front axle. Adjustable operators seat with retractable seat belt. Tilt/telescopic steering wheel. Ergonomically positioned controls. Filtered air. Optional climate control system. Operator communication system: Contronics. Large color display, user-friendly and easy-to-understand information, all vital machine functions are constantly monitored. Instructor seat with seat belt. Safety: ROPS/FOPS standards approved according to ISO3471, SAE J1040 / ISO3449, SAE J231.			

		A25G	A30G
Sound level in cab (ISO 6396) - LpA	dB(A)	72	72
External sound level (ISO 6395) - LwA	dB(A)	110	111
Internal sound level with sound kit: 70 dB(A) External sound level with sound kit: 108 dB(A)			

Hydraulic system			
Pumps: Four variable displacement piston pumps driven by the flywheel PTO. Two load-sensing used for steering and tipping and two electrical controlled used for fan, brake cooling and brake power supply. One ground-dependent piston pump for secondary steering mounted on the dropbox. Two return oil filters with magnetic cores provide effective oil filtration.			

		A25G	A30G
System max working pressure	MPa (psi)	25 (3,626)	25 (3,626)

Dumping System			
Patented Load and Dump Brake. Dumping Cylinders: two single stage double acting cylinders.			

		A25G	A30G
Tipping angle	°	74	70
Tipping time with load	s	12	12
Lowering time	s	10	10

Body			
-------------	--	--	--

		A25G	A30G
Plate thickness			
Front	mm (in)	6 (0.24)	6 (0.24)
Sides	mm (in)	10 (0.39)	10 (0.39)
Bottom	mm (in)	14 (0.55)	14 (0.55)
Chute	mm (in)	14 (0.55)	14 (0.55)
Material			
Yield strength	N/mm ² (psi)	1,150 (166,793)	1,150 (166,793)
Tensile strength	N/mm ² (psi)	1,350 (195,801)	1,350 (195,801)

Load Capacity			
----------------------	--	--	--

		A25G	A30G
Standard Body			
Load capacity	kg (sh tn)	25,000 (27.56)	29,000 (32)
Body, struck	m ³ (yd ³)	12.1 (15.8)	13.9 (18.2)
Body, heaped 2:1	m ³ (yd ³)	15.3 (20)	17.8 (23.3)
With overhung tailgate			
Body, struck	m ³ (yd ³)	12.4 (16.2)	14.2 (18.6)
Body, heaped 2:1	m ³ (yd ³)	15.9 (20.8)	18.4 (24.1)

Specifications

REFILL CAPACITIES

			A25G		A30G	
Crankcase	l	gal	35	9.2	35	9.2
Fuel tank	l	gal	380	100.4	380	100.4
Cooling system	l	gal	48	12.7	48	12.7
Brake cooling system	l	gal	35	9.2	35	9.2
Transmission	l	gal	41	10.8	41	10.8
Dropbox	l	gal	9	2.4	9	2.4
Axles, front/bogie	l	gal	30/61	7.9/16.1	31/63	8.2/16.6
Hydraulic tank	l	gal	137	36.2	137	36.2
DEF	l	gal	39	10.3	39	10.3

OPERATING WEIGHT UNLOADED

			A25G		A30G	
Tires			23.5R25*		750/65R25**	
Front	kg	lb	12,800	28,219	13,050	28,770
Rear	kg	lb	9,650	21,275	10,250	22,597
Total	kg	lb	22,450	49,494	23,300	51,368
Payload	kg	lb	25,000	55,116	29,000	63,934

Operating weight includes all fluids and operator

*) A25G with tires 750/65R25, add 200 kg (440 lb)/axle

**) A30G with tires 23,5R25, decrease 200 kg (440 lb)/axle

SPEED

			A25G		A30G	
Forward						
1	km/h	mph	8.3	5.2	8.3	5.2
2	km/h	mph	11.9	7.4	11.9	7.4
3	km/h	mph	21.1	13.1	21.1	13.1
4	km/h	mph	30.3	18.8	30.3	18.8
5	km/h	mph	38.4	23.9	38.4	23.9
6	km/h	mph	52.7	32.7	52.7	32.7
Reverse						
1	km/h	mph	7.7	4.8	7.7	4.8
2	km/h	mph	13.7	8.5	13.7	8.5

TOTAL WEIGHT

			A25G		A30G	
Tires			23.5R25*		750/65R25**	
Front	kg	lb	14,900	32,849	15,600	34,392
Rear	kg	lb	32,550	71,760	36,700	80,910
Total	kg	lb	47,450	104,609	52,300	115,302

*) A25G with tires 750/65R25, add 200 kg (440 lb)/axle

**) A30G with tires 23,5R25, decrease 200 kg (440 lb)/axle

GROUND PRESSURE

			A25G		A30G					A25G		A30G	
Tires			23.5R25		750/65R25					750/65R25		23.5R25	
Unloaded													
Front	kPa	psi	130	18.9	108	15.7	108	15.7	131	19			
Rear	kPa	psi	49	7.1	43	6.2	42	6.1	50	7.3			
Loaded													
Front	kPa	psi	157	22.8	130	18.9	125	18.1	157	22.8			
Rear	kPa	psi	166	24.1	152	22	137	19.9	184	26.7			

Excavator PASS MATCHING

	EC300	EC380	EC480	EC750
Number of passes				
A25G	10	6	5	3
A30G		8	6	4

Well matched, 4-6 buckets.

Excavator under capacity, 7 buckets or more.

Excavator undersized for optimum match.

Wheel loader PASS MATCHING

	L120	L150	L180	L220	L250
Number of passes					
A25G	4	3	3	3	2
A30G	5	4	4	3	3

Well matched, 2-3 buckets.

Loader under capacity, 4 buckets or more.

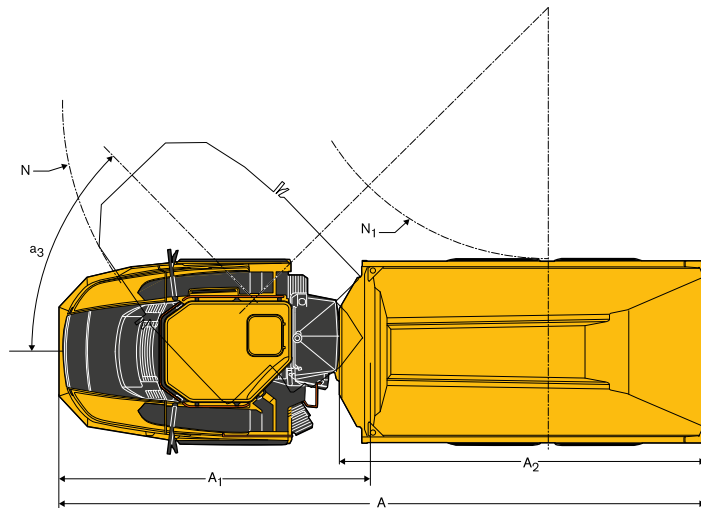
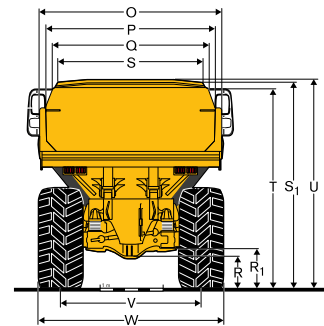
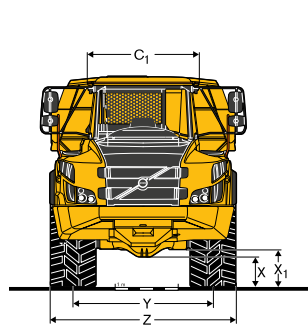
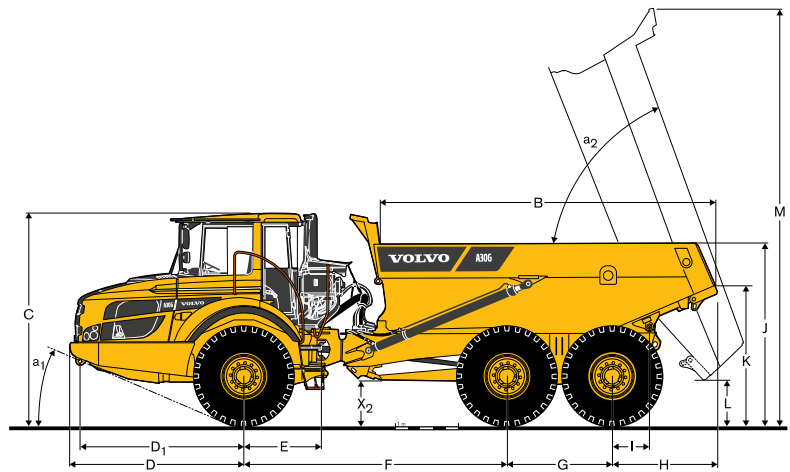
Loader undersized for optimum match, reach might be an issue.

DIMENSIONS

Pos	Unit	A25G		A30G	
A	mm ft in	10,218	33'6"	10,296	33'9"
A ₁	mm ft in	4,954	16'3"	4,954	16'3"
A ₂	mm ft in	5,736	18'10"	5,811	19'1"
B	mm ft in	5,162	16'11"	5,384	17'8"
C	mm ft in	3,356	11'0"	3,366	11'1"
C1	mm ft in	1,772	5'10"	1,772	5'10"
D	mm ft in	2,762	9'1"	2,762	9'1"
D ₁	mm ft in	2,607	8'7"	2,607	8'7"
E	mm ft in	1,209	4'	1,209	4'
F	mm ft in	4,175	13'8"	4,175	13'8"
G	mm ft in	1,670	5'6"	1,670	5'6"
H	mm ft in	1,610	5'3"	1,688	5'6"
I	mm ft in	609	2'	609	2'
J	mm ft in	2,791	9'2"	2,866	9'5"
K	mm ft in	2,103	6'11"	2,183	7'2"
L	mm ft in	678	2'3"	688	2'3"
M	mm ft in	6,529	21'5"	6,562	21'6"
N	mm ft in	8,109	26'7"	8,109	26'7"
N ₁	mm ft in	4,092	13'5"	4,048	13'3"
O	mm ft in	2,776	9'1"	2,976	9'9"
P	mm ft in	2,490	8'2"	2,690	8'10"
Q	mm ft in	2,298	7'6"	2,472	8'1"
R	mm ft in	519	1'8"	524	1'9"
R ₁	mm ft in	633	2'1"	639	2'1"
S	mm ft in	2,110	6'11"	2,288	7'6"
T	mm ft in	3,094	10'2"	3,196	10'6"
U	mm ft in	3,265	10'9"	3,325	10'11"
V	mm ft in	2,258	7'5"	2,216	7'3"
W	mm ft in	2,915	9'7"	2,954	9'8"
X	mm ft in	455	1'6"	466	1'6"
X ₁	mm ft in	581	1'11"	592	1'11"
X ₂	mm ft in	660	2'2"	680	2'3"
Y	mm ft in	2,258	7'5"	2,216	7'3"
Z	mm ft in	2,915	9'7"	2,954	9'8"
a ₁	°	23.5		23.2	
a ₂	°	74		70	
a ₃	°	45		45	

A25G: Unloaded machine with 23.5 R25

A30G: Unloaded machine with 750/65R25



Equipment

STANDARD EQUIPMENT		
	A25G	A30G
Engine		
Direct injected, electronically controlled, turbocharged, intercooled	•	•
Grouped oil filters, for ease of change	•	•
Preheater for easier cold starts	•	•
VEB (exhaust retarder EPG + compression brake)	•	•
Tires		
23.5R25	•	-
750/65R25	-	•
Drivetrain		
6x4 and 6x6 automatically engaged drive modes	•	•
Dog clutch type 100% diff-locks in all axles	•	•
Full automatic transmission	•	•
Dropbox with longitudinal diff-lock	•	•
Torque converter with automatic lock-up	•	•
Electrical system		
120 A alternator	•	•
Battery disconnect switch	•	•
Extra 24 V socket for lunch cooler	•	•
Lights:	•	•
Back-up light	•	•
Brake lights	•	•
Cab lighting	•	•
Direction indicators	•	•
Headlights	•	•
Instrument lighting	•	•
Parking lights	•	•
Rear lights	•	•
Brake system		
Hill assist	•	•
Load & Dump Brake	•	•
Retarder pedal	•	•
Parking brake on propeller shaft	•	•
Two circuit, fully hydraulic, wet discs on all axles	•	•
Body		
Body prepared for exhaust heating and optional equipment	•	•
Safety		
Anti-slip steps and platforms	•	•
Dump body lock	•	•
Handrails on steps and platforms	•	•
Hazard lights	•	•
Horn	•	•
Protective grill for cab rear window	•	•
Rear-view mirrors	•	•
Retractable 3-inch safety belt	•	•
ROPS/ FOPS protected Care Cab	•	•
Secondary steering	•	•
Steering joint lock	•	•
Windshield washers	•	•
Windshield wipers with interval function	•	•
Dump support system	•	•
Comfort		
ACC control panel	•	•
Ashtray	•	•
Cab heater with filtered fresh air and defroster	•	•
Can holder /storage tray	•	•
Cigarette lighter	•	•
Instructor seat with seat belt	•	•
Overhead console for radio	•	•
Sliding window	•	•
Space for lunch cooler	•	•
Storage box	•	•
Sun visor	•	•
Tilt/telescopic steering wheel	•	•
Tinted glass	•	•

STANDARD EQUIPMENT		
	A25G	A30G
Operator information interface		
Gauges:	•	•
Brake pressure	•	•
Fuel	•	•
Speedometer	•	•
Tachometer	•	•
Wet disc brakes cooling oil temperature	•	•
Warning lights grouped and easy to read		
Central warning (3 levels) for all vital functions	•	•
Central positioned information display		
Automatic pre-start checks	•	•
Clock	•	•
Hour meter	•	•
Operational information, easy-to-navigate menu	•	•
Troubleshooting diagnostics	•	•
Exterior		
Front mudguard wideners and rear mudflaps	•	•
Service and maintenance		
Electrical engine hood and belly plate	•	•
Machine Tracking Information System MATRIS	•	•
Service platform integrated in the front grill	•	•
Tool box	•	•
OPTIONAL EQUIPMENT		
	A25G	A30G
Engine		
Air filter, heavy duty, EON	•	•
Engine heater, 120 V, USA	•	•
Engine heater, 240 V	•	•
Engine heater, diesel (Eberspächer)	•	•
Engine auto shutdown	•	•
Engine shutdown timer	•	•
External emergency engine stop	•	•
Fuel filter, extra	•	•
High engine idle speed	•	•
Tires		
23.5R25	-	•
750/65R25	•	-
Electrical system		
Headlights, LED	•	•
Warning beacon, LED	•	•
Working lights, halogen	•	•
Working lights, LED	•	•
Entrance light	•	•
Anti-theft system (pin code)	•	•
Rear view camera	•	•
Reverse alarm	•	•
CAN-BUS interface, extra	•	•

OPTIONAL EQUIPMENT		
	A25G	A30G
Cab		
Noise reduction kit (fulfils 2000/14/EC)	•	•
Anchorage, operator's manual	•	•
Cab heating/ventilation timer	•	•
Cable kit, for cab heater 240 V	•	•
HEPA cab air filter	•	•
Bluetooth radio kit	•	•
Rear view mirrors, adjustable, el.heated	•	•
Seat belt XXL, non-retractable	•	•
Sun blinds, side windows	•	•
Universal key	•	•
Air suspended, heated, fully adjustable seat	•	•
Armrest for operator seat	•	•
Headrest for operator seat	•	•
Low profile cab	•	•
Body		
Body exhaust heating	•	•
Front spillguard, extra	•	•
Side extension, 200 mm / 7.9 in	•	•
Side extension, light material	•	•
Tailgate, overhung, linkage-operated	•	•
Tailgate, overhung, wire-operated	•	•
Tailgate, underhung	•	•
Wear plates, 450 HB	•	•
Underground body	•	•

OPTIONAL EQUIPMENT		
	A25G	A30G
Safety		
Fire suppression system	•	•
Warning triangle	•	•
First aid kit and fire extinguisher	•	•
Fire extinguisher	•	•
Wheel chocks	•	•
Service and maintenance		
Lube system, standard machine	•	•
Lube system, tailgate	•	•
Lubrication hose, ground level greasing	•	•
Tool kit	•	•
Other		
Siberian kit -40°C	•	•
On board weighing (OBW)	•	•
Arctic oil kit	•	•
CareTrack	•	•
Fast fuelling system	•	•
Jump start connector, NATO -type	•	•
Frame extension	•	•
Bogie extension	•	•

SELECTION OF VOLVO OPTIONAL EQUIPMENT

Volvo fire suppression system



Fast fuelling



Heavy duty air filter



On board weighing



LED lighting



Entrance light



Not all products are available in all markets. Under our policy of continuous improvement, we reserve the right to change specifications and design without prior notice. The illustrations do not necessarily show the standard version of the machine.

VOLVO

Volvo Construction Equipment

www.volvoce.com